

VERSO SKINCARE

STOCKHOLM



VERSO SIGNATURE TREATMENT - 45 MIN

This pleasant and pampering treatment will give new life to tired and dull looking skin and an introduction to Verso Skincare. Verso Skincare contain the unique Vitamin A complex, Retinol 8, it firms and tightens your look, inspiring a visibly rejuvenated complex. Retinol 8 is eight times more effective, and half as irritative, than regular Retinol.

www.versoskincare.com

Results	Visibly rejuvenating to skin adding enhanced natural glow. Protecting from visible effects of outdoor elements. Clarifying unbalanced skin to a clearer and healthy-looking skin. Brightening to create radiant, glowing complexion. Soothing the appearance of temporary redness. Smoothing the skin and leave it soft.
---------	---

Safety precautions	Accutane or similar Eczema, psoriasis Waxing treatment within 7–14 days Sunburn Cold sores or blisters Chemical peel within 7–14 days Medical skin conditions Known allergies to any of the product ingredients Pregnancy
--------------------	---

Products & Supplies needed	Micellar Water/Facial Cleanser/Cleansing Balm Peel Mask/Deep Cleanse Super Facial Oil Super Facial Serum/Hydration Serum/Super C Serum/Super Elixir Nourishing Mask Super Eye Serum, Eye Cream Dark Spot Fix/Clarifying Gel Day Cream/Night Cream/Nourishing Cream Lip Serum Tissues Cotton pads White Towels 2 large (bed), 2 small (over pillow and dekollatage) Sponges (if desired) Verso Hairband Hot Towel Cabbie/Access to lukewarm water Small facial towels 3pcs/treatment
----------------------------	--

Preparation	Set treatment room in a comfortable temperature Place the required supplies and products in consultation/treatment area Adjust music volume in treatment room to appropriate settings Ask the customer to remove jewelry and undress into a wrap or cover customers clothing with a towel Invite customer to take a comfortable position in the treatment bed or chair Pull the hair back gently from customers face with a headband
-------------	---

Cleanse**Verso Micellar Water**

Explain the upcoming procedure to the client. Check for any safety precautions. During cleansing, you do a quick skin analysis to tell the customer about the skin conditions and what the treatment will focus on.

Eye make-up removal: Soak 2 cotton pads with Micellar Water and hold it over closed eyes few seconds, then gently wipe. Continue this step over the entire face until it is completely clean. No need to rinse off.

Explain the benefits and features of the Micellar Water.

An efficient and visibly calming facial cleanser that removes light make-up without causing unnecessary dryness. Makes the daily upkeep of a clean and clear skin an effortless task. The skin is left balanced, soft, and smooth, ready for the next step of your skincare routine in no time.

Use Verso Facial Cleanser or Verso Cleansing Balm,

Verso Facial Cleanser

Apply a small amount of the cleanser with water. Gently massage the cleanser over the skin and rinse with lukewarm water or warm towel.

Explain the benefits and features of the Verso Facial Cleanser.

Gently cleanses the skin leaving it balanced and ready for the next step of your skincare routine. Transforms from a creamy texture to a light lotion with a slight lather when mixed with water. This formulation contains enzymes, a mild exfoliator, to cleanse the skin effectively.

Verso Cleansing Balm

Apply an almond size on dry skin and massage with circular light movements until the beads melt. Add a small amount of water and massage until it transforms into a milky texture. Rinse off with lukewarm water or use a damp towel.

Explain the benefits and features of the Verso Cleansing Balm.

All-in-one cleanser suitable for dry and sensitive skin. It thoroughly cleanses the skin with a moisturizing and exfoliating effect. The melting jojoba beads gently exfoliate the skin, helping the skin absorb the moisturizing properties of the upcoming products in your skincare routine.

Exfoliate**Verso Peel Mask**

Use Verso Peel Mask or Verso Deep Cleanse.

Apply after cleansing, on face and neck. Avoid contact with the eye and mouth area. Depending on skin's tolerance, leave it on for 1-3 minutes. If the skin have known sensitivity, start with using the product for one minute. Rinse with lukewarm water or use a soft damp towel to remove the product. Avoid rubbing.

Sunburn Caution: This product contains an alpha hydroxy acid (AHA) that may increase your skin's sensitivity to sun exposure and, mainly, the possibility of sunburn. Use sunscreen, wear protective clothing, and limit sun exposure for seven (7) days after using this product.

Explain benefits and features of the Verso Peel Mask.

It is a gently exfoliating gel with AHA, PHA and enzymes that provides an instant glow and leaves the skin feeling soft and smooth. Regular exfoliation may help to unblock pores while enhancing the effect of your daily skincare routine.

Verso Deep Cleanse



Lather by pouring a small amount of Deep Cleanse in your hands and add water. Massage the skin for 1-2 minutes, avoid area around the eyes. Soak 2 sponges with lukewarm water and use a damp towel.

Explain benefits and features of the Verso Deep Cleanse. Mild and exfoliating cleanser with Salicylic Acid (BHA), that soothes unbalanced skin and calms temporary redness and discomfort. The long-term result is the appearance of cleansed, clarified, and softened skin.

Oil/Massage
Verso Super Facial Oil

Take 3-4 pump of the Verso Super Facial Oil into the palm of your hand and apply with gentle strokes to customers décolletage, neck and face. Starting from the décolletage and working upwards. Place your hands on customers shoulders and gently press them down, away from the ears, to relieve any tension.

Follow the Signature Massage and repeat all the moves at least 3 times.

Explain the benefits and features of the Verso Super Facial Oil. Nourishing face oil that visibly firms and tightens the skin, increasing the look of a natural and healthy glow. The product may help increase the appearance of calm skin, reducing the appearance of temporary redness or irritation that external environmental stressors can cause.

Facial Mask
Verso Nourishing Mask

Apply a generous layer of Verso Nourishing Mask. Leave it on for 15-20 minutes. Perfect for the area around your eyes and lips for extra nourishment.

Explain the benefits and features of the Nourishing Mask. Developed for very dry skin to support the skin's natural protection and increase the appearance of glowing skin. It instantly leaves the skin radiant with reduced signs of dryness.

When customer is enjoying the benefits of the Nourishing Mask, you can offer a mini manicure by following these simple steps.

Mini manicure

Soak a small towel in fresh, lukewarm water. Wrap the towel firmly around customers hand and then wipe off the hand and the fingers. Take 1 drop of the Verso Super Facial Oil and massage it onto the cuticles and nails with your thumbs. Use a firm touch while holding your customers hand and then massage 1 pump of the Verso Nourishing Cream on customers hand and fingers with simple massage movements. Repeat the procedure on the other hand. This pampering manicure will increase the luxurious feeling of the Signature Treatment.

After 15-20 minutes, use your fingertips to massage any remaining moisture into the skin. No need to rinse off. The skin will be perfectly prepared to receive the rest of the treatment.

Boost**Verso Super Facial Serum**

Choose one suitable boost/serum for your client.

Apply 1-2 pumps of the serum on your fingertips and gently apply on the customers face, neck and décolletage.

Explain the benefits and features of the Verso Super Facial Serum

It is a rich and creamy serum with a high dose of Retinol 8 a stabilized Vitamin A complex which is eight times more effective, and half as irritative, than regular Retinol. It boosts the skin's natural protection and plumps the look of the skin for an ageless appearance. This serum improves the texture of your skin, reduces the appearance of wrinkles and discoloration.

Verso Hydration Serum

Explain the benefits and features of the Verso Hydration Serum.

Verso Hydration Serum with Niacinamide, is effectively working against unnecessary dryness, this serum keeps the skin looking smooth and soft. It balances the skin and minimizes the appearance of fine lines, enlarged pores, and discoloration. The result is a smoother texture, improved tone and younger-looking skin.

Verso Super C Serum

Explain the benefits and features of the Verso Super C Serum.

Daily serum to maintain a healthy-looking skin and that may enhance the visible results of Vitamin A when paired together. Formulated to suit all skin types. Potent antioxidant serum that helps to protect the skin from the visible effects of environmental stressors and inspires rejuvenated skin to tighten the look of the skin. Improves the appearance of skin tone and radiance.

Verso Super Elixir

Explain the benefits and features of Verso Super Elixir.

Verso Super Elixir is a moisturizing, nourishing, and brightening facial oil formulated and developed to target the appearance of uneven skintone. Contains NEAR 1, the new and unique Verso molecule with Vitamin A and Niacinamide (Vitamin B3), where Niacinamide helps to further stabilize and enhance the benefits of Vitamin A. The result is a stable Vitamin A that can work effectively and gently on the skin – the first of its kind. The benefits of using this stable form include its ability to deliver the visible results of Vitamin A with less to no irritation. A study shows that Verso Super Elixir effectively decreases the appearance of uneven skin tone, providing a smoother skin texture with a healthy-looking radiance.

Refine**Verso Dark Spot Fix**

Choose between Dark Spot Fix or Clarifying Gel when needed. Optional for treatment of dark spots, diminishes the look of red marks from past blemishes and visibly calms redness, blemishes and uneven skin tone. Gently massage into the affected areas, Clarifying Gel can also be applied all over face when needed.

Explain the benefits and features of the Verso Dark Spot Fix.

Brightening dark spot corrector with a high dose of Retinol 8 complex. Regular use may diminish the appearance of darker patches on the skin. Highest dose of Retinol 8 of all Verso products.

Verso Clarifying Gel



Explain the benefits and features of the Verso Clarifying Gel. Balancing and clarify the skin. In addition to Retinol 8, Clarifying Gel contains Niacinamide and Turmeric to soothe unbalanced skin and give visibly improve a healthy-looking complexion and reduce the appearance of fine lines and enlarged pores. Also includes Portulaca extract for its visibly soothing effect. It can help to and its ability to reduce the appearance of temporary redness and discomfort on the skin.

Eye care

Verso Super Eye Serum



Choose the right eye care product for your client. You can apply them together or separately. Avoid the close eye area. Gently dap the product on the eye bones and finish up with a quick zone-therapy.

Explain the benefits and features of the Verso Super Eye Serum. Visibly firming and smoothing Verso Super Eye Serum with Retinol 8, a stabilized Vitamin A complex which is eight times more effective, and half as irritative, than standard Retinol. Formulated with peptides that may reduce the appearance of eye puffiness, dark circles and fine lines.

Verso Eye Cream



Explain the benefits and features of the Verso Eye Cream. The combination of hyaluronic acid boosting Hydrolyzed Yeast Extract and Fermented Oats provide outstanding hydration and balance the skin. Oat lipids and oils are from the Nordics and are more resistant against environmental stressors. This oat has high concentration of antioxidants to help maintain healthy-looking skin. Hydrolyzed Yeast Extract optimizes the skin's natural moisture level.

Correct and seal in the moisture
Verso Day Cream

Apply 1-2 pumps of Day Cream, Night Cream or Nourishing Cream (depending on customers skin type, condition and the time of the day treatment). Massage into the skin with light strokes until fully absorbed.

Explain benefits and features with Verso Day Cream. Moisturizing and protecting cream that leaves the skin looking radiant and well-hydrated. Visibly reduces the signs of premature aging and protects the skin from the visible effects of daily external stressors. Leaves the skin soft with an increased youthful appearance. Formulated with antioxidants to further enhance the product's effectiveness and the visible results.

Verso Night Cream



Explain benefits and features of Verso Night Cream.

Verso Night Cream visibly improves the appearance of calm and rejuvenated skin. Formulated to leave the skin visibly softer while reducing the look of premature aging. The perfect way to introduce your skin to Retinol 8.

Verso Nourishing Cream



Explain benefits and features of Verso Nourishing Cream

An intensive, nourishing cream for extra moisture and long-term hydration. Formulated with a high concentration of Niacinamide and oat lipids and oils from the Nordic countries, this cream help skin by increasing its resistance against the visible effects of environmental stressors.

Finish the treatment by placing your hands on customers shoulders and firmly pressing them down, away from the ears.

Lip care

Verso Lip Serum



Apply small amount on and around the lips.

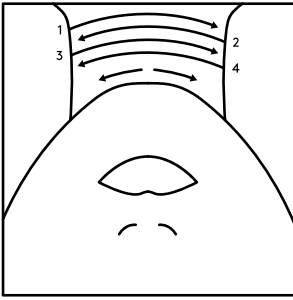
Explain the benefits and features of Verso Lip Serum.

Powered by Retinol 8, a stabilized Vitamin A complex, that is eight times more effective than standard Retinol and half as irritative. It visibly firms and tightens the look, inspiring to a rejuvenated skin. In addition to Retinol 8, Verso Lip Serum contains Hyaluronic Acid and Peptides for increased hydration and plumping.

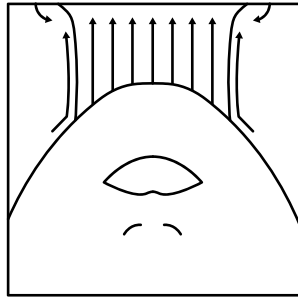
Consultation and product

After the treatment, take some time together with your customer to go through her/his skincare routines and recommend the suitable Verso products for best results.

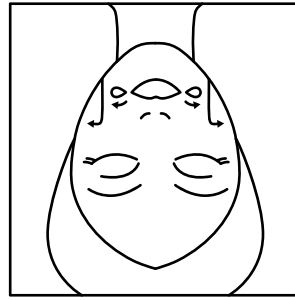
You can also give the customer a mirror so that you can go through the different zones and needs of the skin. Also to make the customer convinced how the skin looks and feels after a treatment with Verso.



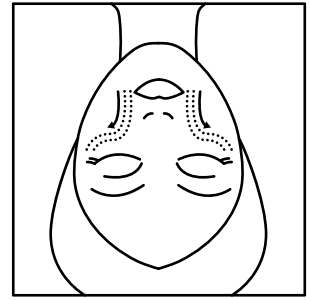
1. Light Effleurage from side to side on the neck.



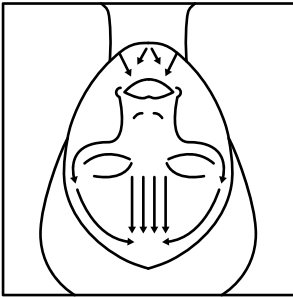
2. Light Effleurage downwards, avoid hard pressure. Work starting from the middle, lastly wrap the movement around the neck and back.



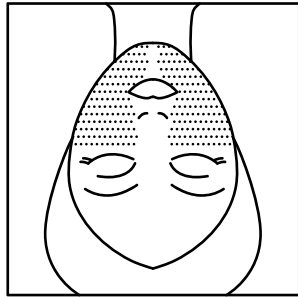
3. Effleurage, working with lifting pressure upwards. 1) m.risorius & m.buccinator 2)m.Masseter



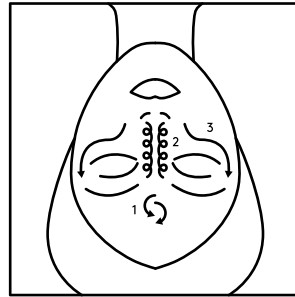
4. Tapotement, working upwards towards the corner of the eyes.



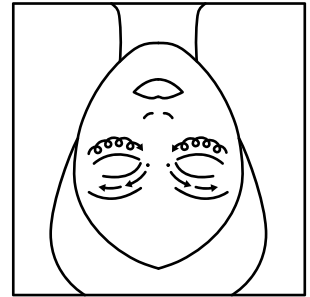
5. Effleurage with both thumbs working simultaneously, sliding upwards with lifting pressure. Finish with effleurage between the brows, working with your index and middle finger, light lifting movements.



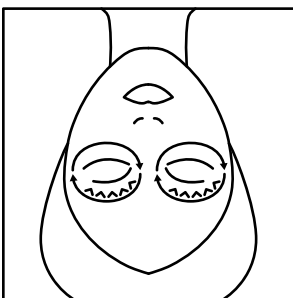
6. Tapotement, working from the chin upwards both sides simultaneously.



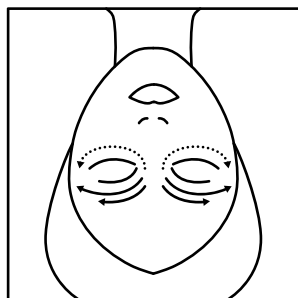
7. Small circles between the eyebrows (glabella), make small circles with index fingers working from the inner corner of the eyebrows towards the tip of the nose. Effleurage back with a lift and slight pressure on the temples.



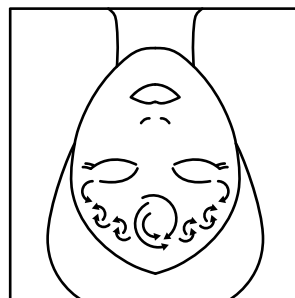
8. Small circles below the eyes from the inner corner of the eye and out. Slide with fingers above the eye brows, again working from the inner corner and out.



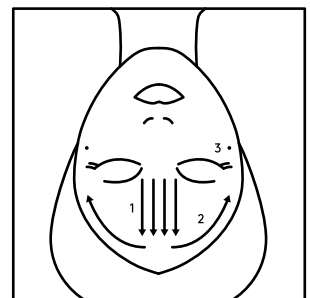
9. Number 8 around the eyes, light effleurage.



10. Tapotement below the eyes and then pinching the eyebrows between thumb & index finger, work with light pressure and pinching from the inner corner and out.



11. Circles on the forehead. Start from the middle and work towards the temples.



12. Slide from between eyebrows upwards with a lift. Effleurage towards the temples and finish with a light pressure.